












SECTION 1	CAREER EXPLORATION	PAGE 2
SECTION 2	WORKPLACE READINESS	PAGE 3
SECTION 3	POST-SECONDARY EDUCATION / TRAINING	PAGE 5
SECTION 4	LEARNING STYLES & PERSONALITY PROFILE	PAGE 6
SECTION 5	STUDY SKILLS	PAGE 7
SECTION 6	STRENGTHS & LIMITATIONS	PAGE 8
SECTION 7	SELF-ADVOCACY	PAGE 5
SECTION 8	INDEPENDENT LIVING SKILLS	PAGE 10
SECTION 9	SPECIFIC AREAS OF NEED	PAGE 12
SECTION 10	ADDITIONAL RESOURCES WEBSITES	PAGE 15
SECTION 11	ONLINE PLATFORMS	PAGE 16

This resource guide was put together to provide a variety of resources that would be helpful in providing pre-employment transition services to South Dakota’s students with disabilities. The following icons have been added to give you a better idea of what each link entails.

	Interactive		Research
	Videos		Information
	Workbook		Games
	Assessments (PDF)		Group Work
	Online Assessments		

SECTION 1 – CAREER EXPLORATION

[Explore Work](#)

Teens with disabilities have choices and things to do to prepare for life after high school and becoming an adult. They are preparing to be an adult, get a job, and become more independent. A big part of planning for the future means thinking about a job that is a good fit. This training will help them explore their talents and create a plan for their future!

[Virtual Job Shadow](#)

Virtual Job Shadow (VJS) is an interactive tool that allows individuals to discover, plan and pursue their employment goals. Once a student is logged in, they are able to view countless career videos, search for employment and postsecondary opportunities, complete career and interest assessments, and create a career portfolio. There are also Life Skills videos available to assist with self-advocacy and independent living. *There is a user cost associated but is available for free to VR/SBVI eligible students.*

[World of Work, Inc \(WOWI\)](#)

WOWI is used for career decision-making, career exploration, education and training, job placement, and personnel selection. It's a scientifically developed, objective assessment that incorporates 3 dimensions to uncover the optimal career matches.

[Career Launch SD Work-Based Learning Toolkit](#)

Career Launch SD was established to increase student awareness about career opportunities in their communities and help meet South Dakota's demand for a skilled workforce. The Department of Labor and Regulation (DLR) encourages the increase student awareness about careers so they can make informed decisions as they enter the workforce. *Contact your local DLR office for more information.* Additional links associated with SD DLR:

[SD Department of Labor & Regulation](#) 

[Hot Careers](#) 

[My Next Move](#)  

[O*Net Online](#)  

[SD My Life](#)

SDMyLife's goal is to help South Dakota students understand how their interests, skills, and knowledge relate to real-world academic and career opportunities. SDMyLife is packed with activities, resources and information to help students in each step along the way. Access to the site does require a login from the school district. **need school login which is student's email and password to computer*

[Holland Code Career Test](#)

This free, 10-minute career test uses the scientific Holland Code model to show you which jobs will suit your interests, talents, and aptitude. Measure your interest level in 6 major job areas and understand how psychologist John Holland's RIASEC model can guide your career planning.

[Career Cluster Video Series](#)

Career videos are organized into 16 clusters, or related types of work. Select a category to view a list of videos related to that cluster. Videos include career details such as tasks, work settings, education needed, and more.

[Transition Assessments](#)

A large variety of assessments that covers topics such as assistive technology and communication, education, employment, independent living, self-determination, social skills, and more.

[Career Interest Inventory – Pictorial Version](#)

Learning about yourself is the most important step in your search for a job or career. A Career Interest Inventory helps you relate your interests and abilities to career choices. The following survey will link your career interests to related high school courses.

[Your Free Career Test](#)

They offer student-friendly, free career tests, a free job quiz, and a free volunteer match test. The career tests are helpful for adults of any age as well. We do not require registration to take any of the free career tests or job quiz. An automatic script emails the test result link, so emails and names are not stored in any database.

[Student Interest Survey for Career Clusters](#)

The Student Interest Survey for Career Clusters is a career guidance tool that allows students to respond to questions and identify the top three Career Clusters of interest based on their responses. This pencil/paper survey takes about fifteen minutes to complete and can be used in the classroom or for presentations with audiences who have an interest in career exploration.

[Pictorial Interest Inventory](#)

The Pictorial Interest Inventory is a way for individuals with limited reading ability or special needs to explore their career interests and find a job that fits. Instead of using text-based items, this assessment uses pictures to help individuals identify their occupational interests.

SECTION 2 – WORKPLACE READINESS

[eTrac®](#)

eTrac® is an online curriculum that is designed to teach job search skills to people struggling to overcome barriers to employment. Each course is fully animated, and all information is presented in accessible, easy-to-understand language. Content is reinforced through fun, engaging videos, simulations, interactive exercises, quizzes, exams, and a variety of practical opportunities to apply what is learned. *There is a user cost associated but is available for free to VR/SBVI eligible students.*

[Skills to Pay the Bills](#)

"Skills to Pay the Bills: Mastering Soft Skills for Workplace Success," is a curriculum developed by ODEP focused on teaching "soft" or workforce readiness skills to youth, including youth with disabilities. The basic structure of the program is comprised of modular, hands-on, engaging activities that focus on six key skill areas: communication, enthusiasm and attitude, teamwork, networking, problem solving and critical thinking, and professionalism.

[Bring Your 'A' Game to Work \(SD DLR\)](#)

Contact your local DLR office for more information.

[Employability/Life Skills Assessment](#)

Employability skills are those personal social behaviors and daily living habits that have been identified by employers and young entry-level workers as essential for obtaining employment and for success in the workplace. These are life skills that must be taught with the same rigor as basic skills. The development of such skills is a lifelong process, with performance being relative to a student's ability and age.

[T-Folio](#)

A free digital platform that helps youth complete the items needed for their transition portfolios through a series of interactive exercises and the support of a facilitator.

[Resume Workbook for High School Students](#)

A fill-in-the-blanks guide to help write a great resume by exploring their skills and abilities, learning requirements of a job, finding relevant skills, and so on.

[Value-Sort Activity](#)

Knowing what we value most in our work, relationships, and other commitments makes it easier to respond to opportunities and conflicts with integrity. The Value Sort is an excellent way to reflect upon what is most important to you personally and it is also a great way to stimulate conversations with peers, colleagues and family members.

[Work Importance Profiler](#)

What's important to you in a job? Discover how much you value achievement, independence, recognition, relationships, support, and working conditions on a job. Get a list of jobs that reflect your values.

[Career Conversation Starters](#)

The Career Conversations questions are based on ecosystems theory, counseling theory and an extensive review of counseling and career counseling literature. The questions can be used to work with individuals and groups of students, parents and community members.

[Workbook for Your Personal Passport](#)

This workbook is for people with developmental disabilities and their friends and families who want to learn more about person-centered planning and develop goals based on the outcomes of the activities.

[Community Work Site Student Evaluation](#)

An evaluation of student’s behaviors on the job to begin the conversation on what areas the student is excelling in and areas that need improvement. This would be a great tool to help develop transition goals that could be considered for that student’s IEP or IPE.

SECTION 3 - POST-SECONDARY EDUCATION/TRAINING

[Hitting the Open Road After High School](#)

When considering the options available after high school, the student may feel a bit over-whelmed. There are many career paths and educational or training programs out there, and this guide can help with figuring things out. Whether they are still in high school or have transitioned out, it’s never too late to explore options and the supports.

[Mapping Your Future](#)

This website leads to a variety of resources to assist with bank balancing, budget calculator, student loan information, success in college guide, printable guides for life after high school, online webinars and much more!

[Going to College – A Resource for Teens with Disabilities](#)

Students can learn how to use their strengths, learning style and interests to set goals for college. They can learn what to expect in college and what professors will expect from them as well as learn tips for good grades, requesting and using accommodations, and using technology.

[College Scorecard](#)

Find out about colleges: their programs, costs, admissions, results, and more!

[My Future](#)

This website helps young adults plan their next steps in life by bringing together the most recently available information about colleges, careers, and military service opportunities. Students can receive tips on building a resume, filling out college applications, and learning more about military opportunities.

[A Guide to Assessing College Readiness](#)

Landmark College has identified their five “essential foundations” that are necessary for students with learning disabilities and AD/HD to be successful in college. This assessment looks at these foundations which are academic skills, self-understanding, self-advocacy, executive function, and motivation and confidence. This assessment uses a checklist format to identify student strengths and needs.

[Build Dakota & South Dakota’s Technical Institutes](#)

Build Dakota is a scholarship program to be awarded to skills scholars entering high-need workforce programs at South Dakota technical institutes.

[SD College Readiness Coursework](#)

College readiness courses are intended to assist students in reaching their goal of being fully prepared to enter into the workforce or a postsecondary institution following high school graduation.

[Career and Technical Education – South Dakota](#)

As an organizing tool for curriculum design and instruction, Career Clusters provide the essential knowledge and skills for the 16 Career Clusters and their Career Pathways. It also functions as a useful guide in developing programs of study bridging secondary and postsecondary curriculum and for creating individual student plans of study for a complete range of career options.

[Off to College](#)

The goal is to keep college planning simple and straight to the point — providing plans and guides for searching, paying and going to college. OfftoCollege.com functions as an online guidance counselor for off-to-college needs.

[Think College](#)

Think College is a national organization dedicated to developing, expanding, and improving inclusive higher education options for people with intellectual disability. With a commitment to equity and excellence, Think College supports evidence-based and student-centered research and practice by generating and sharing knowledge, guiding institutional change, informing public policy, and engaging with students, professionals and families.

[SD Dual Credit](#)

Dual credit is an opportunity for South Dakota high school students who meet admissions standards to enroll in public postsecondary institutions in South Dakota and simultaneously earn credits for both their high school diploma and postsecondary degree or certificate.

[GFC Learning Free](#)

GCFLearnFree.org program has helped millions around the world learn the essential skills they need to live and work in the 21st century. From Microsoft Office and email, to reading, math, and more— GCFLearnFree.org offers more than 200 topics, including more than 7,000 lessons, more than 1,000 videos, and more than 50 interactives and games, completely free.

[Paying for College](#)

Understanding the financial aid process is the first step to meeting your education goals and this link will give guidance to those attending South Dakota post-secondary schools.

SECTION 3 – LEARNING STYLES & PERSONALITY PROFILES

[Learning Style Inventory](#)

Learn if the student is more of a visual, auditory, or kinesthetic learner. Also provides learning style study strategies to aid in the student's success.

[Education Planner: Self-Assessments](#)

Use the interactive self-assessments to discover what the student is good at and where they may have room for improvement. Identify the things that interest them and get some ideas about careers to explore.

[C.I.T.E Learning Styles Instrument](#)

The C.I.T.E. Learning Styles Inventory is often used to identify learning styles into three main areas: information gathering work conditions, and expressiveness. The Learning Styles Instrument in PDF form can be found [here](#).

[Comprehensive Study Skills Website](#)

Includes assessments for learning style, test anxiety, procrastination, concentration, motivation, math study skills, social skills, and self-esteem. Each assessment takes about five minutes to complete. They will immediately see their score along with recommendations. Also includes more than 100 practical articles. Topics include good study habits, managing time, reading and taking notes from textbooks, learning styles, preparing for college, study motivation, setting goals, and much more. Everything on the website is also available in Spanish.

[Learning Styles Quiz](#)

HowtoLearn.com is the world's leading site for learning resources. It is a transformational and value-driven company for all learners – parents, teachers, students and those in the workplace.

[Learning Styles Inventory: Together We Can](#)

Learn if the student is more of a visual, auditory, or kinesthetic learner. Also provides learning style study strategies to aid in the student's success.

SECTION 4 – STUDY SKILLS

[Learning Skills Resources](#)

Here you will find a variety of resources to assist you in developing critical college-level study skills needed to succeed academically.

[Skill Based Measure for Transition Reading, Math, & Written Expression](#)

A variety of assessments and resources to determine certain skill levels that focus on reading, math, written expression, behaviors, and transition-age academics.

[Inventory of College-Level Study Skills](#)

The College-Level Study Skills Inventory will assist in providing students with immediate feedback on their current approach to college-level study skills. There are six critical study skills college students need to consistently be developing: textbook reading, note taking, memory, test preparation, concentration, and time management. At the conclusion of the inventory, each of these skills will be assessed based on the manner in which the questions were answered.

[Educational Planner: Which Study Habits Can You Improve?](#)

Before a student can improve their study habits, they have to identify the strengths and weaknesses in their current study habits. Go through the assessment and find ways they can improve their study habits. This website also has other assessments that can help the student learn more about their study habits.

[Study Skills Assessment](#)

The Study Skills Assessment is designed to identify student's academic strengths and weaknesses. Once they have taken the Study Skills Assessment, explore the study skills topics that have been identified as potential weaknesses.

SECTION 5 – STRENGTHS & LIMITATIONS

[Find Your Strengths!](#)

This assessment can help the student determine which intelligences are strongest. If you're a teacher or tutor, you can also use it to find out which intelligences your learner uses most often.

[Find Your Strengths and Weaknesses](#)

The Richard Step Strengths and Weaknesses Aptitude Test (RSWAT) is a tool to help you get a better look at who you really are and how much you could grow.

[Self-Motivation Quiz: How to Motivate Yourself](#)

The Self-Motivation Quiz is all about finding out what makes you tick. What pulls you toward the things you are going for – those top 3 motivating types that make you get going.

SECTION 6 – SELF-ADVOCACY

[Jabbers – Games for Self-Advocates](#)

Jabbers games are a fun way to get people talking about what they want in their lives and how to get it. Each Jabbers game comes with a game card and instructions.

[ME! Curriculum](#)

The ME! lessons were developed to help teach transition skills including self-advocacy & self-awareness.

[411 on Disability Disclosure](#)

This workbook is designed for youth to learn about disability disclosure and help them make informed decisions about whether or not to disclose their disability and understand by considering how that decision may impact their education, employment, and social lives.

[I'm Determined!](#)

The I'm Determined project focuses on providing direct instruction, models, and opportunities to practice skills associated with self-determined behavior. The website has great information to help facilitate youth, especially those with disabilities to undertake a measure of control in their lives, helping to set and steer the course rather than remaining the silent passenger.

[Student Self-Determination and Self-Advocacy Skills Questionnaire](#)

This questionnaire was developed to help the student self-identify their level of knowledge and skills related to self-determination and self-advocacy to see growth and continued areas of need.

[Self-Advocacy Guide for Teens with Disabilities](#)

A series of activities that a student can complete to discover more about their learning preferences, facts about their disability, accommodations available, and how to advocate for those accommodations.

[AIR Self-Determination Assessments](#)

The AIR Self-Determination scale: produces a profile of the student's level of self-determination; identifies areas of strength and areas needing improvement; and identifies specific educational goals.

[Self-Advocates Becoming Empowered](#)

The Self Advocacy Startup Toolkit has many sections called tools to help you start your own self advocacy group. Each tool will have important information with an activity at the end.

[iTransition South Dakota](#)

An app/website for students with disabilities on an IEP to assist with producing a draft transition plan based on answers provided to help develop a road map to adult life after high school.

[Personal Preferences Indicator](#)

Here is a guide to accessing information about the person's preference on a variety of topics.

[ARC Self-Determination Scale](#)

The ARC Self-Determination Scale to: (a) assess the self-determination strengths and weaknesses of adolescents with disabilities, (b) facilitate student involvement in educational planning and instruction to promote self-determination as an educational outcome, (c) develop self-determination goals and objectives, and (d) assess student self-determination skills.

[ChoiceMaker Self-Determination Assessment](#)

The ChoiceMaker Self-Determination Assessment is a curriculum-referenced tool that assesses students with disabilities self-determination skills and opportunities at school to exercise these skills across three areas: (a) choosing educational, vocational, and personal goals, (b) students' involvement in their IEP meetings, and (c) students' attainment of IEP goals.

[Am I Learning to Lead?](#)

This tool was designed to be given to the participants to evaluate their experiences based on the five areas of development – learning, connecting, thriving, working, and leading.

[Dude, Where's My Transition Plan?](#)

This booklet shows students where they are going and how they are going to get there. “Individualized” means ALL about them. Their IEP should show the goals they want to reach and the supports they need to reach them.

SECTION 7 – INDEPENDENT LIVING SKILLS

[Teenager's Survival Checklist](#)

This checklist asks a variety of life skills that teenagers need to know to be successful adults. Having conversations with students who are going through this list will not only give you an idea of what the student's strengths are but areas that still need developing.

[Casey Life Skills](#)

Casey Life Skills (CLS) helps you identify the small steps you can take to bring you closer to achieving your dreams. It's a way for you to build your own personal checklist of skills and strengths. It shows you what you know already and what is possible to learn to help you in the future. If your goals revolve around going to school, meeting new friends, living on your own, owning your own car, raising a family, traveling, or getting a job you love, CLS helps you plan for overcoming the challenges that can get in the way of these dreams. *Professionals are able to receive a free account then download assessments based on student's need.*

[Life Skills Inventory: Independent Living Skills Assessment Tool](#)

This inventory could assist parents, student, teachers, and transition specialists in creating a transition plan according to the student's capability. The style of the inventory is easy to follow, and the student could perhaps evaluate themselves on certain tasks along with another person conducting the inventory.

[QuickBook of Transition Assessments](#)

This guide will provide technical assistance to schools and/or agencies that provide special education and related services to youth with disabilities. It is helpful to think in terms of what your student's peers are doing at this age, how they are dreaming and planning for their lives after high school, and then attempt to help students with disabilities seek out activities to help them look at their dreams and goals as well. Just like students without disabilities, students with disabilities, now have many options to explore and many adult service providers to choose who they may receive services from.

[EDGE – Life Skills Courses](#)

A variety of life skill courses available including communication etiquette, customer service, budgeting, and more.

[Determining the Need for Independent Living Postsecondary Goal\(s\)](#)

This form is designed to help the IEP team decide if a student needs a postsecondary goal in the area of independent living. Independent living includes the skills and knowledge an individual will need to direct his or her life at home and in the community.

[Transitioning to Independence: How Ready Are You?](#)

Young people can take care of their own health conditions or disabilities in a variety of ways. This assessment will help them build the skills they need to make a successful transition to adult care and independent living.

[Reality Check](#)

This website goes through South Dakota's Department of Labor to help students see how much they need to work to pay for housing, food, clothes, transportation, and other items.

[Make Money Choices](#)

Forming a budget is one of the most important parts of financial success. As you first enter the workforce, or even if you switch jobs, knowing how much money you will have available to spend on different aspects of your life will help you avoid debt & possibly even save some money for a rainy day.

[Healthcare Transition](#)

Transitioning from childhood to adulthood is exciting and challenging—both as a young person and as a parent of a young person. Preparing for health care transition often receives less attention than preparing for other transitions in school, work, relationships, and independent living.

[Driving4Life Success](#)

This website can take students to practice driving tests and quizzes to get their SD driver's license.

[The Riot! Where Self-Advocates Have Something to Say](#)

The Riot is about self-advocacy. They offer a newsletter, a blog where self-advocates can share opinions, toolkits, games, and services to help individuals become stronger advocates. They cover topics that are important to self-advocates.

[Childhood Meets Adulthood](#)

Here students can start thinking about what they want to do with the rest of their life. This Web site was built to help students plan for the future. "What will you do after high school? Will you work? Go to college? Live in a place of your own?" By using this Web site, they can plan for their future right now!

[Path to Independent: Mobile Apps to Support Transition-Age Youth](#)

Many free and low-cost mobile apps are available to support transition-age youth with disabilities as they embark on their journey towards post-secondary education, job training, employment, and independent living. With so many options, it can be difficult to know where to begin. This list includes apps that have been reviewed by parents and professionals and found to be useful and well-designed.

[VR Toolkit for SSI Youth](#)

Each of the ten tools are based on information most essential to assist youth who receive disability benefits and their families in navigating a path toward successful employment. Each tool is based on a specific knowledge they will need to understand, and each has been designed to be used in about five to ten minutes. Each tool also contains other links to test their knowledge, print out a one-page sheet of reminders or pursue further resources.

SECTION 8 – SPECIFIC AREAS OF NEED

Developmental Disabilities

[Build Your Plan](#)

Build Your Plan is a tool that enables you and your family to create an account within the Center and get started making a future plan. It's important that you plan ahead to help guide a person with an intellectual or developmental disability (I/DD) to lead a good life as independently as possible.

[Milestones Autism Tool Kits](#)

Tool Kits are a great way to assist with the personal planning and navigation of common challenges and have been developed in response to some most frequently asked questions for those with Autism.

[Let's Get to Work – Transition Planning Tool](#)

This planning tool was created to help students and their support teams come together to talk and think about employment goals. It can serve as a guide to teams and will work best when the information compiled is a true reflection of the student's experiences, thoughts, and opinions. Teamwork throughout this process by a group of people who know the student well is important.

[Autism Speaks – Transition to Adulthood](#)

The website provided a transition tool kit, community-based skills assess, and access to an advocacy tool kit to learn self-advocacy skills. As well as a variety of other helpful resources and tools.

[It's My Future!](#)

It's My Future! is a Self-Determination publication useful for adults with developmental disabilities to prepare for their planning, individual habilitation, or person-centered planning meeting.

[Adult Autism & Employment: A Guide for VR Professions](#)

This guide contains a lot of detailed information about how the features of people with ASD and the needs of the workplace interact, with suggestions about addressing common challenges from those interactions.

[Navigating College – ASAN](#)

A resource written by adults with autism for college students living with autism exploring the various aspects of the higher education experience.

Visual Impairment

[Career Assistance for the Blind and Vision Impaired](#)

For someone who is blind or visually impaired finding employment can be demoralizing and disheartening. But it doesn't have to be that way. This guide offers job seekers with vision impairments a one-stop shop for information and other resources to help them jumpstart their careers.

[SD Rehabilitation Center for the Blind](#)

If you have a visual impairment, the South Dakota Rehabilitation Center for the Blind (SDRC) may be able to help. Staff members are trained to teach skills that help people lead a full productive life--regardless of how much one does or does not see. Upon completion of training, individuals usually return to their community and use these new skills in their home, school or job.

[Learning Ally's College Success](#)

For college students who are blind or visually impaired, this website will share supports they need as they navigate their college journey.

[Perkins: Vocational Assessments](#)

At Perkins School for the Blind, Vocational Assessments are conducted in the Deafblind Program, Secondary and Community Programs (Outreach and Transition to Life Cooperative). Each program includes a team of professionals who conduct relevant vocational assessments that guide the work experience program of students and contribute to the transition planning and portfolio as students graduate and move to the next environment.

[Teaching Students with Visual Impairments](#)

Career education for students with visual impairments needs to begin as early as possible and include self-awareness and career exploration activities, job seeking skills instruction, information about job keeping, and encourage opportunities for gaining work experience.

Deaf & Hard of Hearing

[Minnesota Transition Guide for the Deaf & Hard of Hearing](#)

The transition guide was created to give guidance in the area of transition for Deaf or Hard of Hearing students to assist with learning more about the unique aspects of the student's hearing loss that may require additional specialized services and resources.

[Getting a Job! Module](#)

The Getting a Job! online training was developed and designed for students who are deaf or hard of hearing and the professionals who work with them. Focusing on the transition from school to work, the training offers a series of activities, supporting documents and topical videos designed to help the job seeker prepare for the world of work. All the videos in the modules are presented in ASL and are also voiced in English and captioned.

[CSD Learns](#)

This site, developed by the Communication Services for the Deaf, offers a variety of courses related to employment available in ASL and English. They have courses about job interviews, resumes, job search and much more. All the courses are available for free.

[Map It: What Comes Next](#)

Video vignettes signed in ASL with spoken English and written transcription, self-assessments, and a series of interactive questions guide students as they identify their goals and develop strategies to achieve them. All interactive materials are saved and compiled in an electronic portfolio.

[National Deaf Center](#)

Our team knows firsthand that the transition from high school to life beyond can be a tough one. That's why we have many different ways to help deaf students and their families, teachers, specialists, and colleges.

[SD School for the Deaf: Transition Tab](#)

A variety of resources are available that share information about employment, post-secondary, independent living resources, and more specific to students who are deaf or hard of hearing.

American Indian Students

[Expanding the Circle](#)

The Expanding the Circle curriculum offers culturally relevant activities that facilitate the successful transition from high school to post-secondary experiences for American Indian students. The curriculum is designed to help youth explore who they are, what skills they need, and what their options are for life after high school.

[American Indian Vocational Rehabilitation](#)

South Dakota vocational rehabilitation services through the Division of Rehabilitation Services are available statewide. In addition, there are five Tribal VR programs available in certain parts of the state that provide vocational rehabilitation services.

[Oyate' Circle](#)

The Oyate' Circle is a resource, education, outreach and training effort that serves Native Americans with disabilities in South Dakota. Led by Oglala Lakota tribal member Jim Warne and named after the Lakota word for "the people," the Oyate' Circle conducts education and outreach campaigns about the needs of Native Americans with disabilities.

[Four Bands Community Fund](#)

Wicoicage Sakowin kin un Wicakagapi (Building for the Seventh Generation) is our youth program that focuses on building long-term employment and life skills. They believe that by investing in our youth today, we are securing a more financially stable tomorrow for future generations.

SECTION 10 – ADDITIONAL RESOURCE WEBSITES

[SD Vocational Rehabilitation Services – Transition Resources](#) ⓘ

The Division of Rehabilitation Services works with South Dakota School Districts and other organizations within the state to help students with disabilities plan for their future. A variety of services are available to help match your skills, abilities, and interests with a compatible career path.

[Transition Services Liaison Project](#) ⓘ

TSLP focuses on improving academic and functional achieve for South Dakota students with disabilities. Information on the website discusses a variety of topics on employment, self-advocacy and post-secondary including Project Skills, Project SEARCH, Youth Leadership Forum and many more great resources.

[Job Accommodation Network \(JAN\)](#) ⓘ

The Job Accommodation Network (JAN) is the leading source of free, expert, and confidential guidance on workplace accommodations and disability employment issues. Working toward practical solutions that benefit both employer and employee, JAN helps people with disabilities enhance their employability, and shows employers how to capitalize on the value and talent that people with disabilities add to the workplace.

[South Dakota Benefits Specialist Network](#) ⓘ

People with disabilities who want to learn about their disability benefits, and who are already working or ready to enter the workforce, can contact a Benefits Specialist to learn about benefits: Medicare, Medicaid, reporting income, and anything else related to working and managing benefits.

[National Technical Assistance Center on Transition \(NTACT\)](#) ⓘ

NTACT will work with SEAs, LEAs, State VR, local VR service providers, and other stakeholders engaged in improving outcomes for youth with disabilities by disseminating resources and tools regarding effective practices and the use of data for program improvement through strategic planning.

[Workforce Innovation Technical Assistance Center \(WINTAC\)](#) ⓘ

WINTAC will provide training and technical assistance (TA) to State Vocational Rehabilitation Agencies (SVRAs) and related agencies and rehabilitation professionals and service providers to help them develop the skills and processes needed to meet the requirements of the Workforce Innovation and Opportunity Act (WIOA).

[Division on Career Development and Transition \(DCDT\)](#) ⓘ

The mission of DCDT is to promote national and international efforts to improve the quality of, and access to, career/vocational and transition services, increase the participation of education in career development and transition goals, and to influence policies affecting career development and transition services for persons with disabilities. [Click here](#) for a number of resources discussed spring 2020.

[National Collaborative on Workforce & Disability \(NCWD\) for Youth](#) ⓘ

NCWD/Youth offers a range of technical assistance services to state and local workforce investment boards, youth councils and other workforce development system youth programs.

[Transition Coalition](#) ⓘ

The Transition Coalition, located at the University of Kansas, Beach Center on Disability, has been maximizing professional development opportunities for secondary transition and college and career readiness of youth with disabilities.

[Secondary Transition](#) ⓘ

Pennsylvania Secondary Transition Guide website was designed to help PA youth and young adults with disabilities; however, they are share many resources that are available nationwide.

[Understood.org](#) ⓘ

In the United States, 1 in 5 people have learning and thinking differences, like dyslexia and ADHD, and 1 in 4 adults have some type of disability. For many of these people, the world can feel like it's built for a normal that doesn't include them. Helpful resources and supportive communities can be hard to find, making everyday life even more difficult. We're here to change that by connecting the people who face these challenges, and those who champion them, to resources, expertise, and communities that bolster confidence. Because with the right tools and support, people who learn and think differently will have a greater ability and opportunity to thrive.

SECTION 11 – ONLINE PLATFORMS FOR CONSIDERATION

[Microsoft Teams](#) – Video Meetings

Microsoft has a wealth of products, but Teams is great for education! Build collaborative classrooms, connect in professional learning communities, and connect with colleagues. Conduct individual and group chats, store files, and even make calls through the platform. Plus, your virtual classroom stays secure. Check out [Teams tips for teachers](#).

[Zoom](#) – Video Meetings

Project your lessons in group settings with zoom. You can even record the sessions for students who need to review later. This video and audio-conferencing tool has a chat functionality where students can ask questions as you teach. Check out [Zoom tips for teachers](#).

[FlipGrid](#)

Students and teachers can record short videos to document and share their learning. Consider it social media for learning, and a great way to stay in touch! Check out [FlipGrid tips for teachers](#).

[Mentimeter](#)

Create interactive presentations and meetings with live polls, quizzes, word clouds, Q&As and more. Check out [Mentimeter tips for remote classrooms](#). *Free account has limitations.*

[NearPod](#)

Collaborate with students and share text and images in real time. Check out [NearPod teaching tips](#). *Free account has limitations.*

Kahoot!

Engage students with their distance learning features, play in class, and dive into game reports to assess learning. Create your own kahoots or choose from 40+ million existing games. Check out [Kahoot! teaching tips](#). *Free account has limitations.*

Google Classroom

Many teachers already use this as one of the top virtual learning platforms for their classrooms. There is a lot to explore here, but most of it is easy to use, so don't be afraid to dive in. Check out [Google Classroom Tips, Tricks, and Training Resources](#) and [Google Classroom & Hangouts Tutorials](#). *State employees will need to go into the BIT service now catalog and search for moratorium request. You will input these items and they will either be approved or not approved and then it can proceed from there.*

Google JamBoard

Jamboard is G Suite's digital whiteboard that offers a rich collaborative experience for teams and classrooms. Watch your creativity unfold: you can create a Jam, edit it from your device, and share it with others. Everybody can collaborate on the Jam anytime, anywhere. Check out [Google JamBoard tips for teachers](#). *State employees will need to go into the BIT service now catalog and search for moratorium request. You will input these items and they will either be approved or not approved and then it can proceed from there.*